



TURNSTYLE
DESIGNS

MADE IN ENGLAND

LUXURY FURNITURE HARDWARE



Luxury hardware, designed and manufactured in the heart of North Devon, England.

Proud supporters of



This brochure has been printed on 100% recycled paper

SUSTAINABILITY

Sustainability is and always has been a part of the Turnstyle DNA. From the materials and processes we use to how we deal with waste and reducing our carbon footprint. We strive to continually improve how we operate as a manufacturer and a business.

“All the evidence for climate damage is too powerful and present to deny, so we have two choices, do nothing and bury our heads in the sand or act and act now. Businesses, regardless of size all have a responsibility to push sustainability to the front of their agenda, economic and ecological sustainability are intrinsically linked, you cannot be one without doing the other.”

Steve Roberts, MD Turnstyle Designs

Based in the heart of the UNESCO North Devon Biosphere we are fortunate enough to live in one of the worlds most beautiful places, a clear reminder to us how important it is for all of us to live and work responsibly.



Manufacturing

We manufacture everything in the UK keeping our transport impact as low as possible. We only use vegetable tanned Italian bridal leather, sourced from European farms.

Our trademark Amalfine™ material is also made up of a composite blend, which includes by-products such as marble dust. This is currently mixed with 20% petro chemical resins, we are working to develop and use a Bio resin in the near future. Best of all we make our handles to last, strongly believing that if you buy well, there is only a need to buy once.

All new product design considers materials and energy use as a primary driver. We are introducing innovative green materials and trying to move away from damaging processes and materials such as hexavalent chrome plating.

Factory

We operate from a highly insulated, energy efficient factory and offices, using our own solar PV derived energy to run air source heating in the offices, direct infrared in the factory and lit with low energy LED throughout. We recycle everything where possible, including canteen waste, and have a zero to landfill policy.

Circular Economy

We hate waste and we would always rather repair and reuse than replace, which is why we have a process set up to assess any damage and either send out a repair kit, or have the product returned to the factory for repair. If it is beyond commercial repair, we will break it down and recycle it. We are also setting up a new system to take back our old, unwanted handles, to either repair and re-sell (proceeds going to charity), or break down into components for

Carbon offsetting

We know that this is not the answer and only used as a temporary contribution to our carbon footprint, never the less we measure every part of our carbon output and then treble the cost, to donate to some great carbon sequestration schemes.

Packaging

All our cardboard is made from recycled paper, printed with water based inks. We have removed 99% of single use plastics from our packaging and replaced them with fast and completely biodegradable alternatives. We have a zero to landfill waste policy with virtually everything we use being recycled.

Transportation

We are working hard with all our staff to cut down air-travel, and endeavour to replace as many face to face meetings as we can with online sales and training sessions. Company cars are now fully electric, with E charges at the factory.

Our 'Bike to Work' incentive scheme, pays staff to walk or bike to work offers team members the opportunity to reduce their carbon emissions, while keeping fit.

1% FOR THE PLANET

Supporting the fight

As proud members of '1% for the planet', we donate 1.5% our annual turnover to environmental causes and organisations and a further 0.5% to mental health charities.

See our website for full details and links to the charities we support.
www.turnstyledesigns.com

FINISHES

Living finishes


Living finishes are designed to change with time and use. Brass components are polished and then treated in a number of different ways to change the surface, either by accelerated ageing as with the Vintage and Burnished finishes or brushing as with our Satin Brass.

All living finishes are finished with a highly durable wax, which will wear


according to use, we do not use Lacquer, to avoid uneven blotchy wear.

Brass living finishes can be used outdoors, but will be subject to the specific atmosphere of the location and change accordingly.

Brass Living




Polished Brass (PU)
Solid brass, expertly polished to a high sheen, pure and simple with nothing added to allow the natural aging process or keep it polished with any good brass cleaning products. **LV-EXT**




Vintage Patina (VP)
Hand polished brass base, matt treatment before patinated to a rich dark brown, lightly distressed for highlights. Finished with a durable wax coating. **LV-EXT**



Fine Antique Brass (FA)
Hand polished brass, lightly patinated and brushed to highlight and contrast. Finished with a durable wax coating. **LV-EXT**




Satin Brass (TW)
Hand polished, then wire brushed for a golden finish. Wax coated. This finish will darken with age unless kept polished. **LV-INT**



Vintage Nickel (VN)
Nickel plated brass, skilfully patinated by our team of craftsmen, followed by hand distressing and wax polishing. **LV-INT**


Brass Plated




Bright Chrome (BC)
Sometimes referred to as Polished Chrome, solid brass base, highly polished, nickel base coat with a durable chrome top coat. Easy to maintain and our most durable finish. **PL-EXT**



Polished Nickel (PN)
Solid brass base, finished with our beautifully subtle nickel plating, silver with hints of yellow. Superb in contemporary or traditional interiors. Clean with any quality nickel polish. **PL-INT**




Satin Nickel (SN)
Still our most popular plated finish, solid brass with a fantastic, flat satin nickel plating, no brushwork. A superbly versatile finish that will stand the test of time. **PL-INT**




Matt Black Chrome (CB)
Our latest addition to our plated finishes, a four step process developed by our highly skilled team of finishers, this is a completely matt black plated finish. Highly durable and practical for interior or exterior use. **PL-EXT**


Hammered Living



Polished Brass (PU)
Solid brass, expertly polished, then hammered and polished a second time to a high sheen, with subtle light refraction. Either allow the natural aging process or keep it polished with any good brass cleaning products. **LV-EXT**




Burnished Brass (BH)
For our hammered finishes we use a more gentle technique to patinate, each piece is hand burnished to break the surface before being patinated, then subtly distressed, hand polished and waxed to give a luxurious antique finish, highlighting every hammer blow perfectly. **LV-EXT**




Burnished Nickel (NH)
Polished solid brass, individually hammered, then nickel plated before being hand burnished, patinated and distressed to be finished with a wax finish. Eight pairs of hands before assembly, QA and packing. **LV-INT**


Hammered Plated



Bright Chrome (BC)
Solid brass hand polished then individually hammered, before plated with a crisp and bright chrome plating. Highly reflective hammer blow texture that is easy to maintain and our most durable finish. **PL-EXT**



Polished Nickel (PN)
As with Chrome, solid brass, polished, hammered and re polished before being finished with our beautifully subtle nickel plating. Superb in contemporary or traditional interiors. Clean with any quality nickel polish. **PL-INT**



Satin Nickel (SN)
Solid brass, polished, individually hammered a thousand times, and finished with a fantastic, flat satin nickel plating, no brushwork. A superbly versatile finish that will stand the test of time. **PL-INT**


FINISHES

Amalfine™


Warm to the touch, tactile and incredibly detailed, our Amalfine™ finishes are also extremely durable and maintenance free. Each design and pattern translates differently according to the finish, see our website to view all designs in all finishes.

Please note Amalfine™ designs are recommended for interior use only.


Amalfine™



Cocoa (CO)
Dyed marble composite, plain designs reminiscent of mid century Bakelite.




Black Bronze (BB)
Dyed marble mixed with real bronze, highly polished to bring out the bronze highlights, a rich black that will go well in any interior.




Silver Bronze (SB)
Heavily loaded cold cast bronze, highly polished and waxed to produce a rich dark golden finish.


Amalfine™



Alupewt (AP)
A secret blend of composite metals, polished and dyed to bring out the highlights in the more detailed designs such as Shagreen.




Sand (SA)
Only available with specific designs such as Shagreen, Labyrinth, Hickory and Bullet. Dyed marble, with a dark stain to produce a highly unique finish.




Bone (BN)
Made to order only, and only applicable to non textured designs.


Leather




Tan (TA)
Light, luxurious leather, edged with a soft, natural thread.




Chestnut (CN)
A glorious, reddy, nutty brown, full of life and finished with a natural thread.




Chocolate (CT)
A rich dark brown, our most popular colour, finished with a dark brown thread.



Slate (GC)
A mid tone grey, growing in popularity, great with our silver plated finishes and edged with a silver grey thread.




Black (BL)
A beautiful, subtle sheen, classic leather, finished with a black thread.




White (BW)
White leather, white thread, white edging for a clean and contemporary look.

Woven Leather




Tobacco (TC)
A reddish brown mix of woven strands to produce our best selling classic.



Flint Grey (FG)
A beautiful mid grey with a subtle dark smoked undertone.



Whisky (WK)
A light tan mix with dark edging.



Raven Black (RV)
Like the bird, a beautiful reflective black sheen, that comes alive as light catches it.

Leather like all natural materials will change with age, according to the situation, exposure to sunlight and usage (or lack of). The more you use it, the better it looks, the oils from your hands feed the leather and create a unique patina. Leather handles should only be used internally. Please see our leather care instructions for maintenance and cleaning.

Colour Variation
Vegetable tanning is an art rather than a science, please allow for slight variations in colour from batch to batch, this is all part of the charm of using such a beautiful and natural material.

CONTENTS

2 - 3 **SUSTAINABILITY**

4 - 5 **FINISHES**

8 Bracket Cabinet Pulls

10 - 18 Cabinet Knobs

19 Panini Cabinet Pulls

20 - 25 Coffin Leg Scroll Cabinet Pulls

26 T Bar Scrolls

28 - 29 Scroll Cabinet Pulls

32 - 35 Cabinet T Bars

36 - 39 Door T Bars

40 - 41 Door Knobs

44 - 45 Flush Pulls

46 - 47 Strap Cabinet Pulls

48 - 51 Bow Cabinet Pulls

52 - 55 Cup Handles

56 - 59 Goose Neck & Pipe Pulls

62 - 67 Goose Neck Cabinet Pulls

68 - 75 Pull Handles

74 - 77 Stepped Pulls

78 - 79 Barrel Pulls

82 - 87 Cabinet Pulls

90 - 95 Pull Handles

96 - 97 Square Cabinet Pulls

98 - 99 Square Pull Handles

100 - 101 Edge Pull Handles

102 - 103 Latching Handles

104 - 105 CUSTOM SOLUTIONS


BRACKET CABINET PULLS

Metal Finish Options




— Solid Hammered —

Barrel
HK3322




— Solid —

Barrel
KS3322



— Leather —

Barrel (Stitch Out)
KL5787




Barrel
KL5099




— Amalfine™ —


Faceted
KA1902



Wire
KA1001



Woven
KA1442



| C | L | P | W |
|-------|-------|------|------|
| 128mm | 147mm | 40mm | 19mm |
| 160mm | 179mm | 40mm | 19mm |

Made to Measure options available



All Bracket Cabinet Pulls - Alupewt, Vintage Nickel, Burnished Brass


CABINET KNOBS

Metal Finish Options




— Solid Hammered —

Barrel
HS2090




— Solid —

Barrel
S2090





— Amalfine™ —


Barrel
P5065




Faceted
P5050




Norton
P1189




Shagreen
P5098



Wire
P5082



Woven
P5011

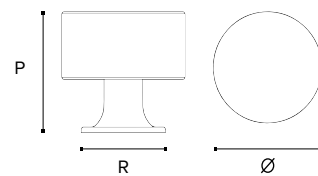


Labyrinth
B9322



— Leather —

Barrel
R5065



| Ø | P | R |
|------|------|------|
| 35mm | 32mm | 23mm |


CABINET KNOBS

Metal Finish Options




— Solid —


Domed Button
S1150



Knurled Button
S1184



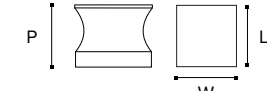
Square Button
S1192



| Ø | P |
|------|------|
| 20mm | 20mm |




| Ø | P |
|------|------|
| 20mm | 20mm |



| L | P | W |
|------|------|------|
| 21mm | 19mm | 21mm |

— Amalfine™ —


Faceted
P8742




Labyrinth
B8108



Shagreen
P8722

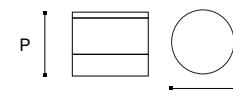


Wire
P8755






— Leather —

Button
R9202



| Ø | P |
|------|------|
| 20mm | 20mm |



CABINET KNOBS

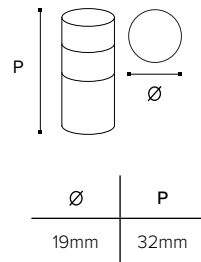

CABINET KNOBS

Metal Finish Options

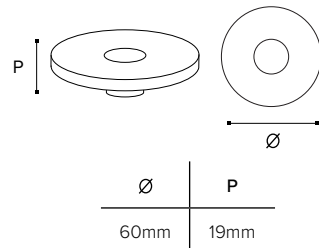



— Solid —

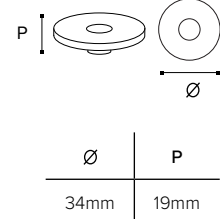

Cylinder
S1206



Large Circle
S1204

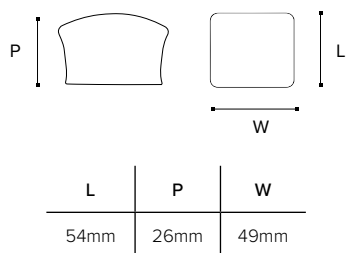



Small Circle
S1202

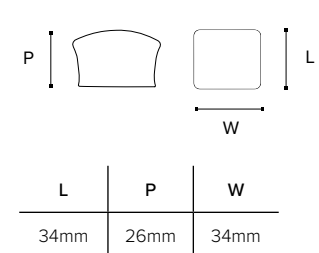



— Amalfine™ —

Large Panini
Z1723




Small Panini
Z1726




— Amalfine™ —


Flute Large
D5569




Cartridge Large
D8159




Stopple
D9780



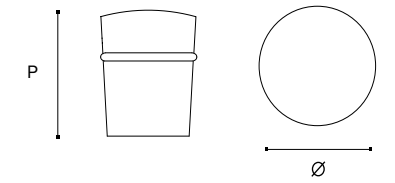

Hickory
E3955



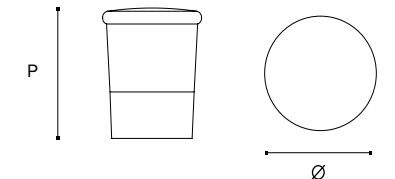
Flute Medium
D4001



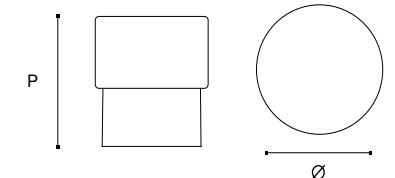
Cartridge Medium
D9099



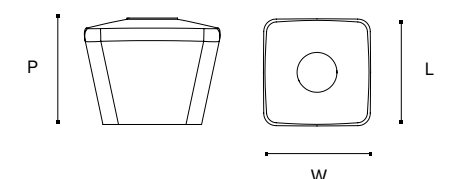
| | Ø | P |
|-------|------|------|
| D5569 | 30mm | 36mm |
| D4001 | 26mm | 36mm |



| | Ø | P |
|-------|------|------|
| D8159 | 28mm | 36mm |
| D9099 | 25mm | 36mm |



| Ø | P |
|------|------|
| 33mm | 32mm |



| L | P | W |
|------|------|------|
| 34mm | 27mm | 34mm |



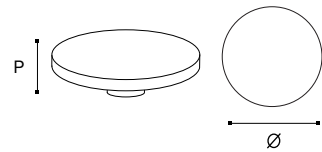

CABINET KNOBS

Metal Finish Options



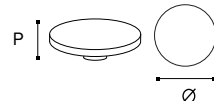

— Leather —

Button
H1190



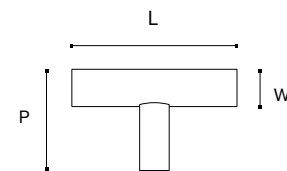

| Ø | P |
|------|------|
| 45mm | 26mm |

Button Small
H1191




| Ø | P |
|------|------|
| 35mm | 22mm |

Full Covered T Bar
T1495

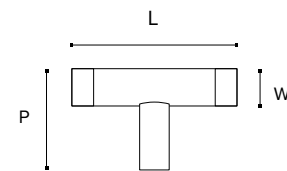



| L | P | W |
|------|------|------|
| 60mm | 30mm | 14mm |

Barrel T Bar
R1198



Barrel T Bar (Stitch Out)
R1928

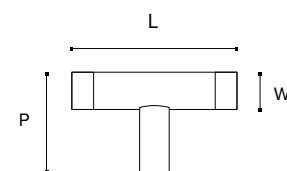




| L | P | W |
|------|------|------|
| 60mm | 31mm | 12mm |

Square T Bar
R1199



Square T Bar (Stitch Out)
R1929




| L | P | W |
|------|------|------|
| 60mm | 40mm | 15mm |


PANINI CABINET PULLS

— Amalfine™ —

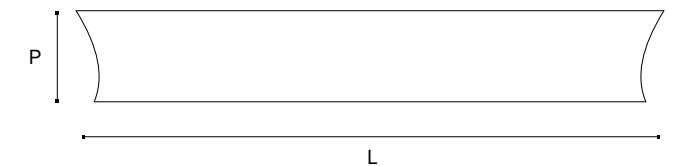

Extra Large Panini Wedge
Z1731



Medium Panini Wedge
Z1735



Small Panini Wedge
Z1732



| | L | P | W |
|-------|-------|------|------|
| Z1731 | 295mm | 24mm | 23mm |
| Z1735 | 146mm | 24mm | 23mm |
| Z1732 | 82mm | 24mm | 23mm |


COFFIN LEG SCROLL CABINET PULLS

Metal Finish Options




— Solid Hammered —

Barrel
HS6100




— Part Hammered —

Barrel
PH7550




— Solid —

Barrel
S6100




— Amalfine™ —


Barrel
P3546




Faceted
P2880




Rough Cut
P3512



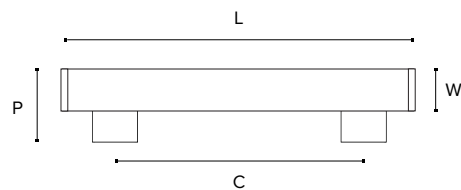

Shagreen
P3501



Wire
P3555



Woven
P3520




| | C | L | P | W |
|------------------------|-------|-------|------|------|
| Solid & Solid Hammered | 128mm | 164mm | 31mm | 18mm |
| | 160mm | 196mm | 31mm | 18mm |

| Amalfine™ | C | L | P | W |
|-----------|-------|-------|------|------|
| | 128mm | 160mm | 31mm | 18mm |
| | 160mm | 196mm | 31mm | 18mm |

Made to Measure options available


COFFIN LEG SCROLL CABINET PULLS

Metal Finish Options

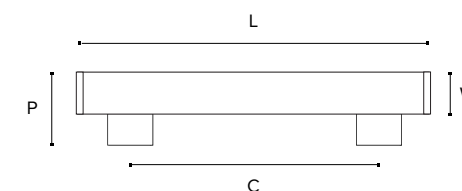




— Leather —

Barrel
R1301




Barrel (Stitch Out)
R1285



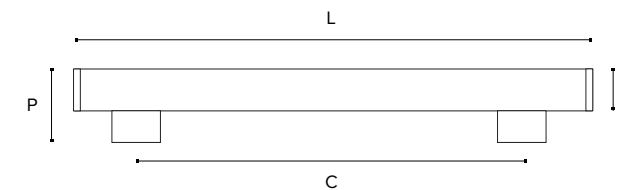

| C | L | P | W |
|-------|-------|------|------|
| 128mm | 164mm | 31mm | 18mm |
| 160mm | 196mm | 31mm | 18mm |

Made to Measure options available

Large Barrel (Stitch In)
R1120




Large Barrel (Stitch Out)
R1133



| C | L | P | W |
|-------|-------|------|------|
| 300mm | 350mm | 40mm | 22mm |
| 400mm | 450mm | 40mm | 22mm |

Made to Measure options available






T BAR SCROLLS

Metal Finish Options




Solid Hammered

Barrel
HS4100




Solid

Barrel
S4100




Amalfine™


Barrel
P3707




Faceted
P3002




Rough Cut
P3702





Shagreen
P3697



Wire
P3710



Woven
P3699

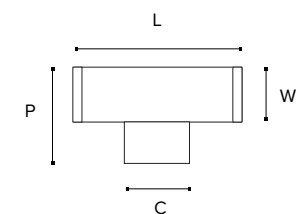



Leather


Barrel
R4100



Barrel (Stitch Out)
R4150



| C | L | P | W |
|------|------|------|------|
| 16mm | 50mm | 32mm | 18mm |



Shown here P3699 & P3520 - Black Bronze with Polished Nickel


SCROLL CABINET PULLS

Metal Finish Options




— Solid Hammered —

Scroll
HS2231



Square Scroll
HS2233




— Part Hammered —

Scroll
PH7606




*Not available in 64mm c/c




— Solid —

Scroll
S2231




Square Scroll
S2233




— Amalfine™ —

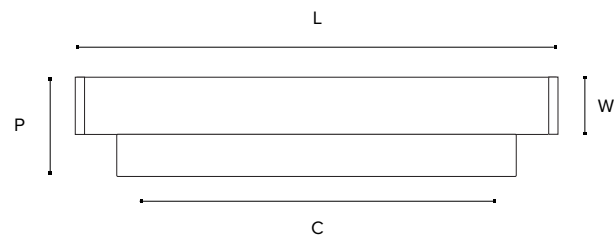

Barrel Scroll
P3141



Faceted Scroll
P2861



Rough Cut Scroll
P3155



| | C | L | P | W |
|------------------------|-------|-------|------|------|
| Solid & Solid Hammered | 64mm | 101mm | 28mm | 18mm |
| | 128mm | 164mm | 28mm | 18mm |
| | 160mm | 196mm | 28mm | 18mm |

| | C | C | L | P | W |
|----------------|-------|-------|------|------|---|
| HS2233 & S2233 | 64mm | 101mm | 25mm | 15mm | |
| | 128mm | 164mm | 25mm | 15mm | |
| | 160mm | 196mm | 25mm | 15mm | |

| | C | L | P | W |
|-----------|-------|-------|------|------|
| Amalfine™ | 64mm | 101mm | 28mm | 18mm |
| | 128mm | 160mm | 28mm | 18mm |
| | 160mm | 196mm | 28mm | 18mm |


SCROLL CABINET PULLS

Metal Finish Options




— Amalfine™ —


Shagreen Scroll
P3125



Wire Scroll
P3170



Woven Scroll
P3130




— Leather —

Scroll
R2231



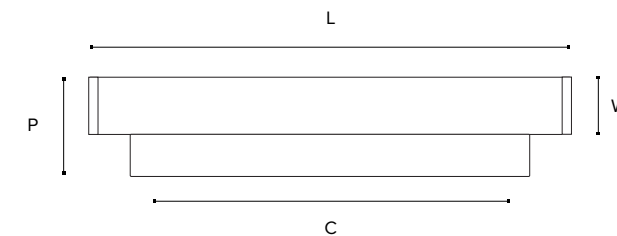

Scroll (Stitch Out)
R2232



Square Scroll
R2233



Square Scroll (Stitch Out)
R2234



| | C | L | P | W |
|---------------------|-------|-------|------|------|
| Amalfine™ & Leather | 64mm | 101mm | 28mm | 18mm |
| | 128mm | 164mm | 28mm | 18mm |
| | 160mm | 196mm | 28mm | 18mm |

| | C | L | P | W |
|---------------|-------|-------|------|------|
| R2233 & R2234 | 64mm | 101mm | 25mm | 15mm |
| | 128mm | 164mm | 25mm | 15mm |
| | 160mm | 196mm | 25mm | 15mm |



P3170 - Silver Bronze with Fine Antique Brass
Photos courtesy of Tom Howley, www.tomhowley.co.uk



CABINET T BARS


Available as Fixed Dead or Turning

Metal Finish Options




— Solid —

Barrel
S1003




— Amalfine™ —


Bamboo
P1012




Faceted
P3022




Labyrinth
B9222




Rough Cut
P1013




Shagreen
P3016



Wire
P3036




Woven
P3030

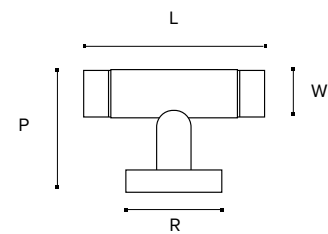



— Leather —

Barrel (Stitch In)
R1027




Barrel (Stitch Out)
R1026



| R | L | P | W |
|------|------|------|------|
| 30mm | 55mm | 38mm | 15mm |



P3036 & Y1166 - Black Bronze with Fine Antique Brass
Photo courtesy of Harvey Jones Kitchens, www.harveyjones.com



DOOR T BARS


Available as Fixed Dead or Turning

Metal Finish Options




— Solid Hammered —


Barrel
HS2017



Tube
HS1686




Stepped Barrel
BH3322




— Solid —

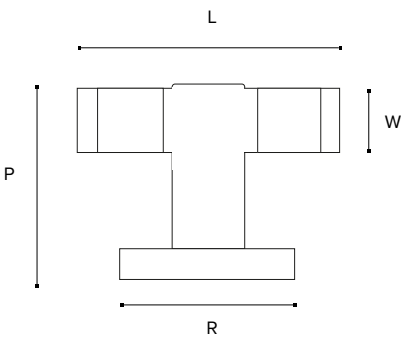

Barrel
S2017



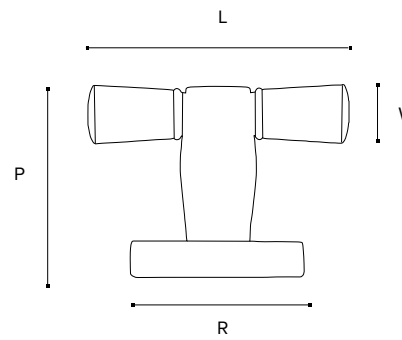
Tube
S1686



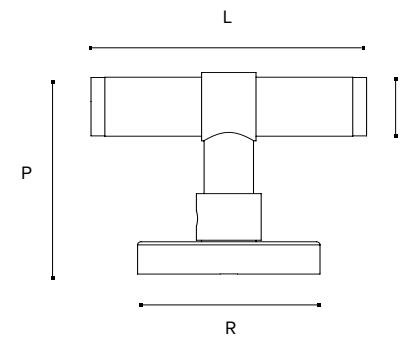
Stepped Barrel
BS3322



| R | L | P | W |
|------|------|------|------|
| 52mm | 82mm | 65mm | 19mm |



| R | L | P | W |
|------|------|------|------|
| 52mm | 84mm | 65mm | 20mm |



| R | L | P | W |
|------|------|------|------|
| 52mm | 80mm | 64mm | 19mm |

DOOR T BARS


Available as Fixed Dead or Turning

Metal Finish Options




— Amalfine™ —


Bamboo
D1291




Faceted Tube
D1811




Shagreen Tube
D2584




Tube
D1686




Rough Cut
P2359




Faceted Barrel
P3408




Shagreen Barrel
P1912



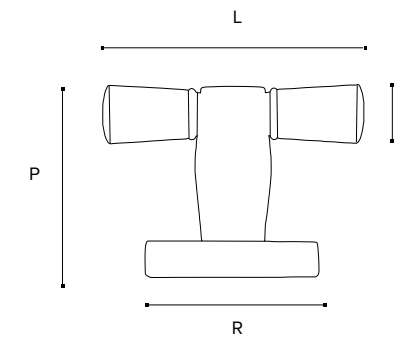

Barrel
P2017



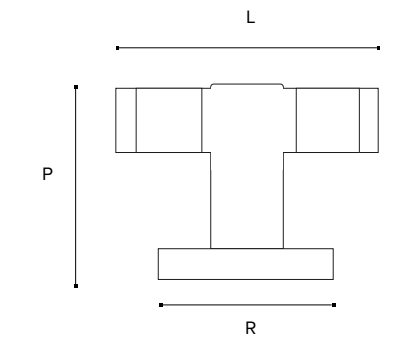
Wire
P2361



Woven
P2230



| R | L | P | W |
|------|------|------|------|
| 52mm | 84mm | 65mm | 20mm |



| R | L | P | W |
|------|------|------|------|
| 52mm | 82mm | 65mm | 19mm |

STEPPED DOOR T BARS


Available as Fixed Dead or Turning

Metal Finish Options




— Amalfine™ —

Barrel
B2044




Shagreen
B2000



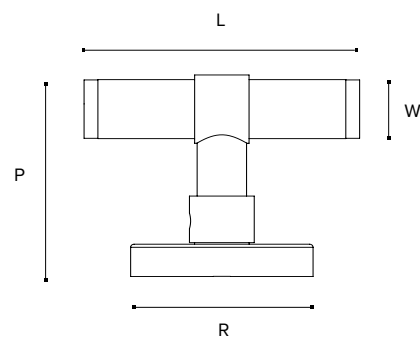

Labyrinth
B8254



Wire
B2025



Woven
B2010



| R | L | P | W |
|------|------|------|------|
| 52mm | 80mm | 64mm | 19mm |

DOOR T BARS


Available as Fixed Dead or Turning

Metal Finish Options




— Leather —


Tube (Stitch In)
C1481




Tube (Stitch Out)
C1290



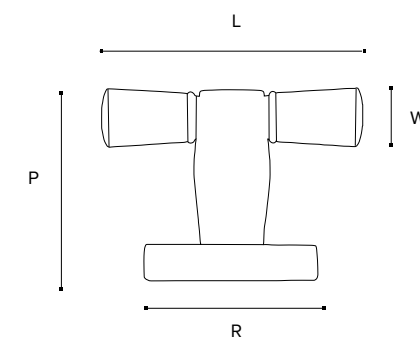

Barrel (Stitch In)
R1913



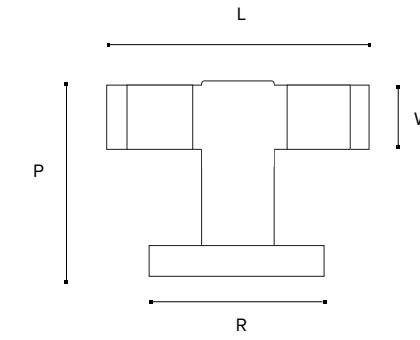
Barrel (Stitch Out)
R1911



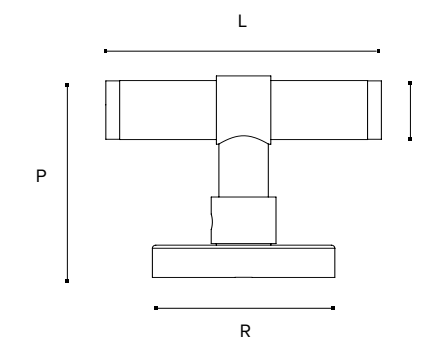
Stepped Barrel (Stitch In)
BL5099



| R | L | P | W |
|------|------|------|------|
| 52mm | 84mm | 65mm | 20mm |



| R | L | P | W |
|------|------|------|------|
| 52mm | 82mm | 65mm | 19mm |



| R | L | P | W |
|------|------|------|------|
| 52mm | 80mm | 64mm | 19mm |



DOOR KNOBS

Metal Finish Options




— Solid Hammered —

Stacked Barrel
HS9200




— Solid —

Stacked Barrel
S9200





Banded Egg
S7568




— Amalfine™ —

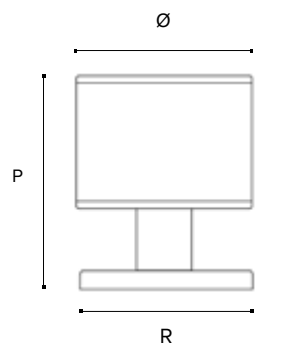

Barrel
P4224



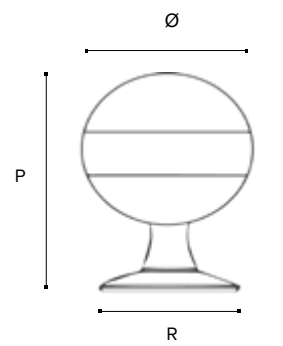
Saturn
D6633



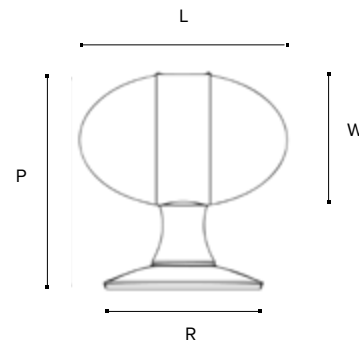
Banded Egg
D7568



| R | P | Ø |
|------|------|------|
| 52mm | 65mm | 52mm |



| R | P | Ø |
|------|------|------|
| 52mm | 83mm | 58mm |



| R | L | P | W |
|------|------|------|------|
| 52mm | 80mm | 75mm | 48mm |



DOOR KNOBS

Metal Finish Options




— Amalfine™ —


Faceted
P6200




Labyrinth
B9303





Layer
P2244





Norton
P1700



Shagreen
P6702





Wire
P6587

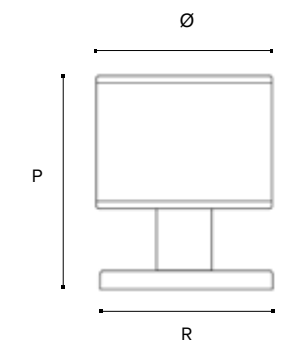



— Leather —

Woven
P6711



Barrel
R4224



| | R | P | Ø |
|-------|------|------|------|
| - | 52mm | 65mm | 52mm |
| P2244 | 52mm | 70mm | 57mm |




R1285 & R5065 - Black Leather with Polished Brass
Photo courtesy of Plain and Simple Kitchens, www.plainandsimplekitchens.com




FLUSH PULLS

— Solid —

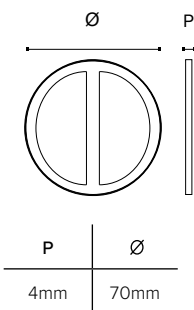
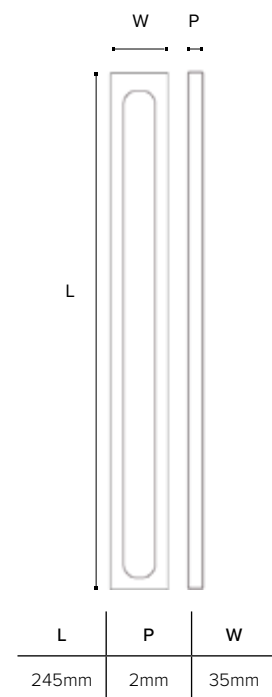
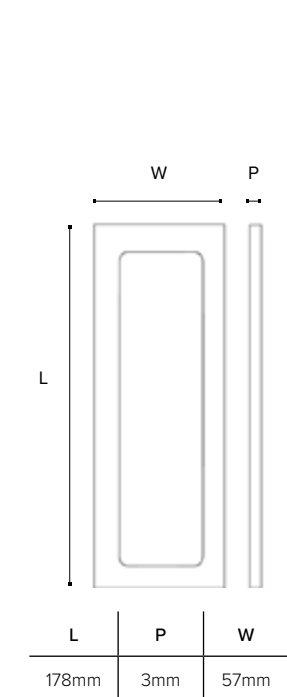

Rectangle
S1955



Slimline
S1920




Round Fixed
S2829




FLUSH PULLS

— Leather —


Large Bordered
R3123



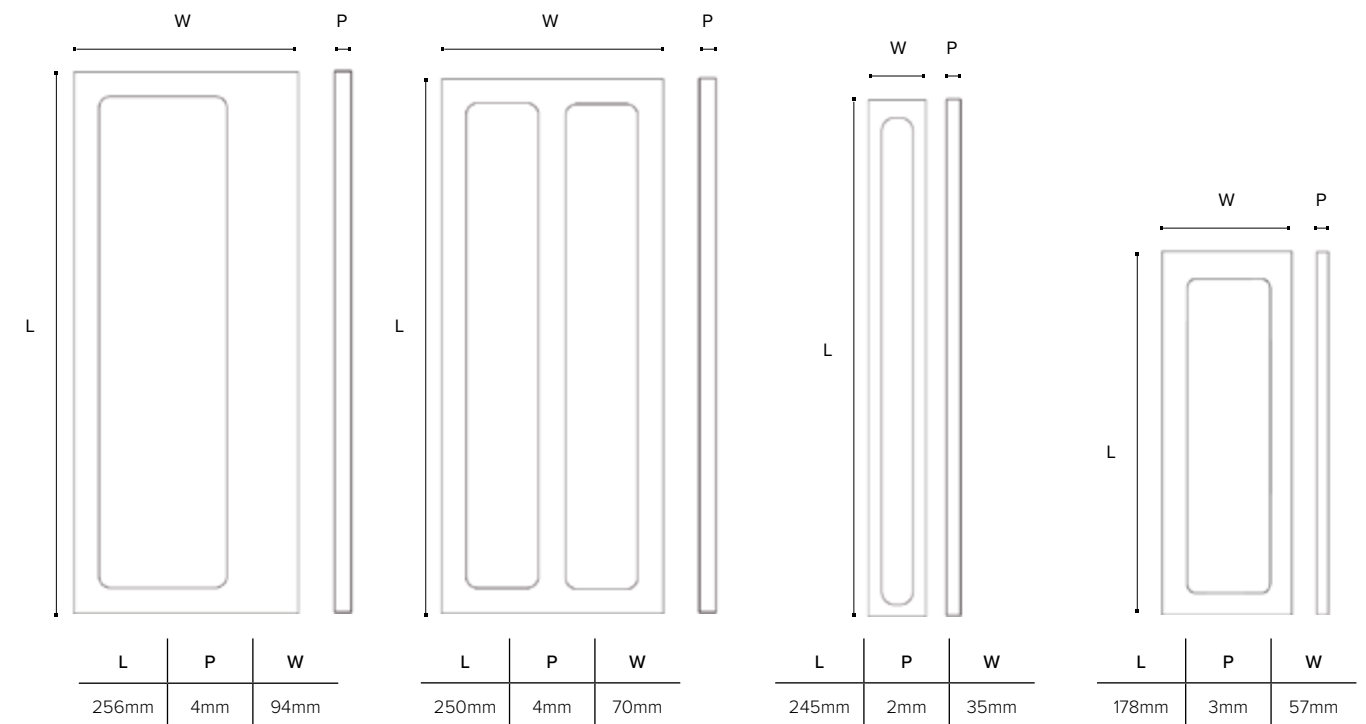


Large Recessed
R3150



Slimline
C1959




Rectangle
R1955




BUTTON STRAP CABINET PULLS

Metal Finish Options




— Leather —


Button Plain Strap - 96mm
UP1187




Button Plain Strap - 128mm
UP1186




Button Plain Strap - 160mm
UP1185




Button Plain Loop
UP1189




Button Stitched Strap - 96mm
U1187



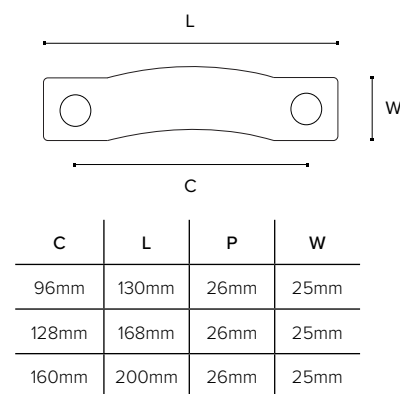
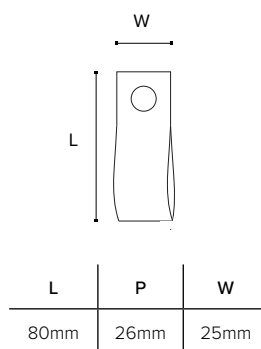

Button Stitched Strap - 128mm
U1186



Button Stitched Strap - 160mm
U1185



Button Stitched Loop
U1189



SQUARE STRAP CABINET PULLS

Metal Finish Options




— Leather —


Square Strap
UP1684



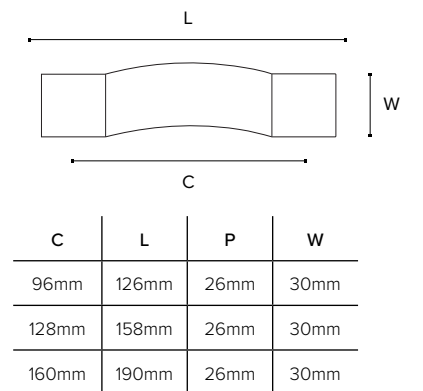
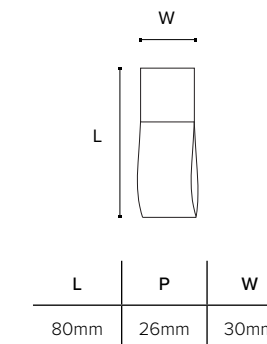

Square Plain Loop
UP1882




Square Strap (Stitched)
U1684



Square Loop (Stitched)
U1882




BOW & BUTTON BOW CABINET PULLS




— Leather —


Button Bow - 96mm
A1182



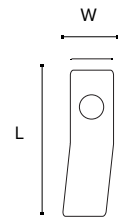

Button Bow - 128mm
A1181



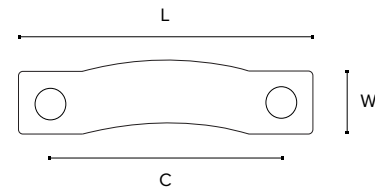
Button Bow - 160mm
A1180



Button Tab
A1184




| L | P | W |
|------|------|------|
| 80mm | 24mm | 25mm |




| C | L | P | W |
|-------|-------|------|------|
| 96mm | 122mm | 26mm | 25mm |
| 128mm | 158mm | 26mm | 25mm |
| 160mm | 186mm | 26mm | 25mm |


Plain Bow - 96mm
AP1182



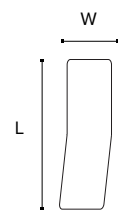

Plain Bow - 128mm
AP1181



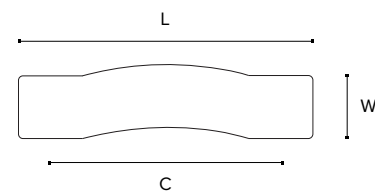
Plain Bow - 160mm
AP1180



Plain Tab
AP1184



| L | P | W |
|------|------|------|
| 80mm | 24mm | 25mm |



| C | L | P | W |
|-------|-------|------|------|
| 96mm | 122mm | 26mm | 25mm |
| 128mm | 158mm | 26mm | 25mm |
| 160mm | 186mm | 26mm | 25mm |




A1182 - Chocolate Leather with Polished Nickel
Photo courtesy of Goldman and Rankin, www.goldmanandrakin.com



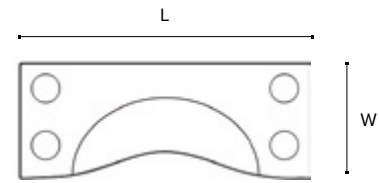

CUP HANDLES

Metal Finish Options




— Leather —

Brass Framed Cup
A1183




| L | P | W |
|-------|------|------|
| 162mm | 23mm | 60mm |

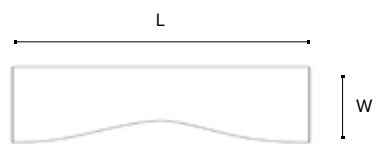

Wave Small
H1194



Wave Medium
H1195



Wave Large
H1196




| L | P | W |
|-------|------|------|
| 50mm | 22mm | 50mm |
| 170mm | 28mm | 50mm |
| 235mm | 29mm | 50mm |





CUP HANDLES

Metal Finish Options





— Solid Hammered —

Echo
HS1101

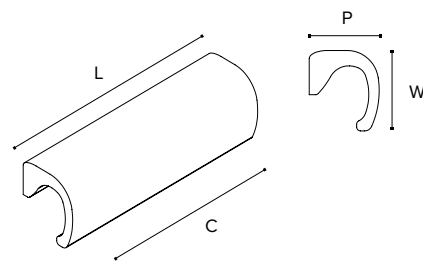


— Solid —

Echo
S1101




| C | L | P | W |
|-------|-------|------|------|
| 32mm | 50mm | 27mm | 30mm |
| 64mm | 100mm | 27mm | 30mm |
| 128mm | 150mm | 27mm | 30mm |
| 160mm | 200mm | 27mm | 30mm |
| 256mm | 300mm | 27mm | 30mm |




Made to Measure options available

Ledge
HS2154




Ledge
S2154




— Leather —

Ledge
R2154



| C | L | P | W |
|-------|-------|------|------|
| 27mm | 55mm | 22mm | 38mm |
| 80mm | 100mm | 22mm | 38mm |
| 96mm | 120mm | 22mm | 38mm |
| 110mm | 150mm | 22mm | 38mm |
| 160mm | 200mm | 22mm | 38mm |
| 250mm | 300mm | 22mm | 38mm |


Made to Measure options available




GOOSE NECK & PIPE PULLS

— Solid Hammered —

Barrel
HF1197




Barrel
HF1805

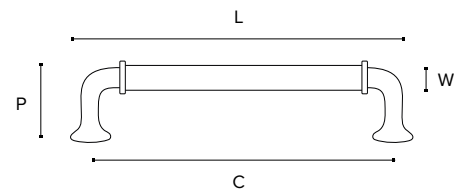



— Part Hammered —

Bonneville
QH4400

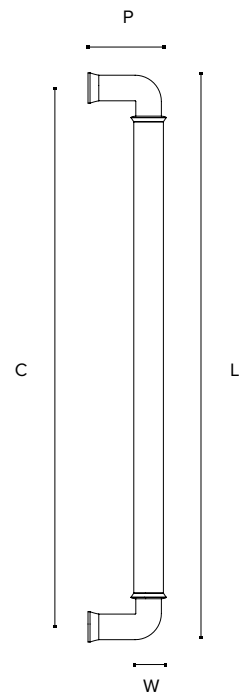


Bonneville
QP5000



| | C | L | P | W |
|--------|-------|-------|------|------|
| HF1197 | 128mm | 144mm | 31mm | 12mm |
| | 160mm | 176mm | 31mm | 12mm |
| | 192mm | 208mm | 31mm | 12mm |
| | 224mm | 240mm | 31mm | 12mm |
| HF1805 | 256mm | 272mm | 34mm | 16mm |
| | 332mm | 348mm | 34mm | 16mm |

Made to Measure options available



| C | L | P | W |
|-------|-------|------|------|
| 400mm | 425mm | 58mm | 22mm |


Made to Measure options available




GOOSE NECK & PIPE PULLS

— Solid —

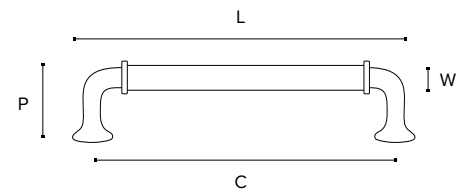

Barrel
SF1197



Barrel
SF1805

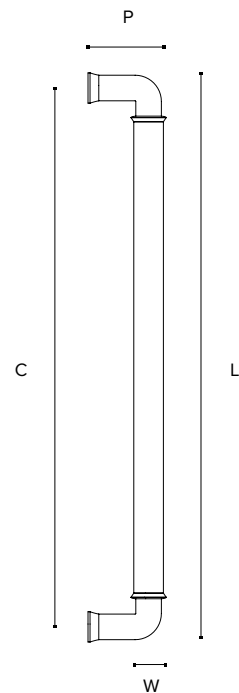


Bonneville
QS4400



| | C | L | P | W |
|--------|-------|-------|------|------|
| SF1197 | 128mm | 144mm | 31mm | 12mm |
| | 160mm | 176mm | 31mm | 12mm |
| | 192mm | 208mm | 31mm | 12mm |
| | 224mm | 240mm | 31mm | 12mm |
| SF1805 | 256mm | 272mm | 34mm | 16mm |
| | 332mm | 348mm | 34mm | 16mm |

Made to Measure options available



| C | L | P | W |
|-------|-------|------|------|
| 400mm | 425mm | 58mm | 22mm |

Made to Measure options available



SF1197 - Satin Brass Waxed

Photo courtesy of Philipp Griesemer Photography, www.philippgriesemer.ch




GOOSE NECK CABINET PULLS

Metal Finish Options




— Amalfine™ —


Bamboo
YF2879



Rough Cut
YF1161

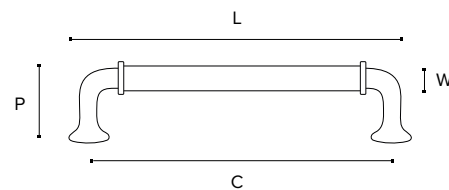


16mm Norton
QA3909



| | C | L | P | W |
|-----------------|--------|-------|------|------|
| YF2879 & YF1161 | 160mm | 176mm | 35mm | 15mm |
| | *273mm | 289mm | 35mm | 15mm |
| QA3909 | 256mm | 272mm | 34mm | 16mm |
| | 332mm | 348mm | 34mm | 16mm |

*Size illustrates double grip



GOOSE NECK CABINET PULLS

Metal Finish Options




— Amalfine™ —

Wire
YF1166




16mm Wire
YF3200



Woven
YF1168

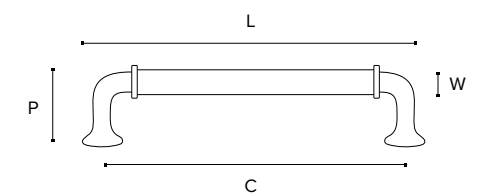


16mm Woven
YF3250



| | C | L | P | W |
|-----------------|--------|-------|------|------|
| YF1166 & YF1168 | 160mm | 176mm | 35mm | 15mm |
| | *273mm | 289mm | 35mm | 15mm |
| YF3200 & YF3250 | 256mm | 272mm | 35mm | 16mm |
| | 332mm | 348mm | 34mm | 16mm |

*Size illustrates double grip



GOOSE NECK CABINET PULLS

Metal Finish Options




— Amalfine™ —

Plain
YF1163




16mm Plain
YF3092



Faceted
YF1250



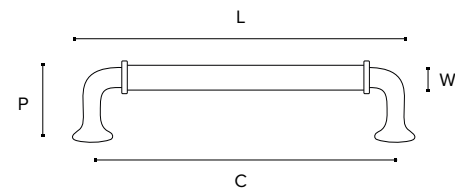

16mm Faceted
YF3077



Shagreen
YF1669



16mm Shagreen
YF1973



| C | L | P | W |
|--------|-------|------|------|
| 160mm | 176mm | 35mm | 15mm |
| *273mm | 289mm | 35mm | 15mm |
| 256mm | 272mm | 34mm | 16mm |
| 332mm | 348mm | 34mm | 16mm |

*Size illustrates double grip



GOOSE NECK CABINET PULLS

Metal Finish Options



— Leather —


Barrel
RF1197




16mm Barrel
RF1300



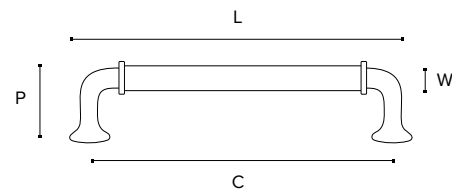
Barrel (Stitch Out)
RF1910



16mm Barrel (Stitch Out)
RF1512



| | C | L | P | W |
|-----------------------|-------|-------|------|------|
| RF1197 & RF1910 | 128mm | 144mm | 31mm | 12mm |
| | 160mm | 176mm | 31mm | 12mm |
| | 192mm | 208mm | 31mm | 12mm |
| | 224mm | 240mm | 31mm | 12mm |
| RF1300 & RF1512 | 256mm | 272mm | 34mm | 16mm |
| | 332mm | 348mm | 34mm | 16mm |



Made to Measure options available





PIPE PULL HANDLES

Metal Finish Options




— Amalfine™ —

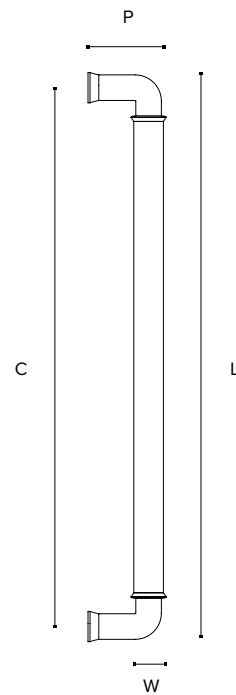

Faceted
QA4779



Norton
QA4802



Wire
QA4935



| C | L | P | W |
|-------|-------|------|------|
| 400mm | 423mm | 58mm | 22mm |


PIPE PULL HANDLES

Metal Finish Options

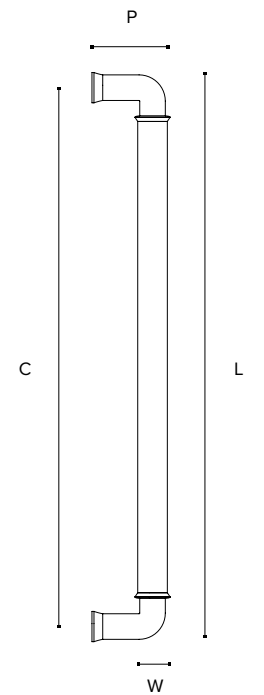



— Leather —

Bonneville (Stitch in)
QL2808



Bonneville (Stitch Out)
QL4569



| C | L | P | W |
|-------|-------|------|------|
| 400mm | 423mm | 58mm | 22mm |

Made to Measure options available

GOOSE NECK TUBE PULL HANDLES

Metal Finish Options

— Solid Hammered — Tube HF1600

— Solid — Tube SF1600

| C | L | P | W |
|-------|-------|------|------|
| 245mm | 265mm | 58mm | 20mm |

— Amalfine™ —

Tube DF1600

Faceted Tube DF1858

Shagreen Tube DF2631

Woven Tube DF1199

GOOSE NECK TUBE PULL HANDLES

Metal Finish Options

— Amalfine™ —

Plain DF1593

Bamboo DF1059

| | C | L | P | W |
|--------|-------|-------|------|------|
| DF1593 | 245mm | 265mm | 67mm | 35mm |
| DF1059 | 239mm | 259mm | 62mm | 25mm |

For all Leather sizing, see website for details

— Leather —

Tube Long (Stitch In) CF1416

Tube Long (Stitch Out) CF1611

Tube Split (Stitch In) CF1608

Tube Split (Stitch Out) CF1607




STEPPED PULL HANDLES

Metal Finish Options



— Amalfine™ —


Barrel
B1432



Labyrinth
B7444

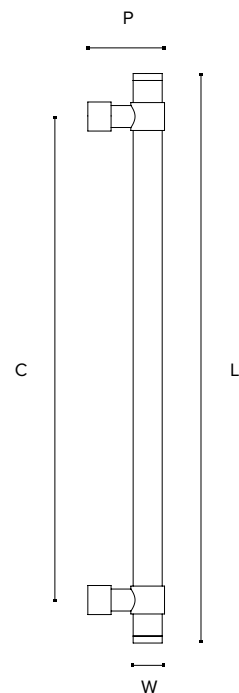


Shagreen
B1553



| C | L | P | W |
|--------|--------|-------|-------|
| *300mm | *375mm | *66mm | *25mm |
| 400mm | 475mm | 66mm | 25mm |

*300mm only available in Labyrinth B7444



STEPPED PULL HANDLES


Metal Finish Options




— Amalfine™ —

— Leather —


Wire
B1622



Woven
B1887

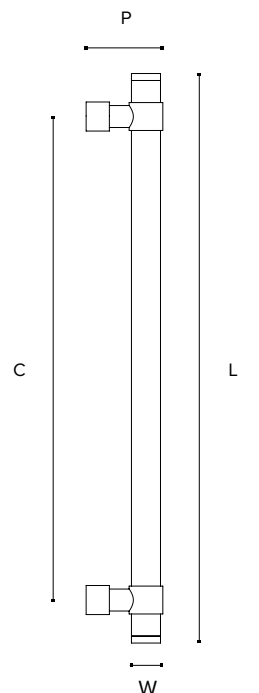


Barrel (Stitch In)
BL3874




| C | L | P | W |
|-------|-------|------|------|
| 400mm | 475mm | 66mm | 25mm |

Made to Measure options available




STEPPED PULLS


— Solid Hammered —



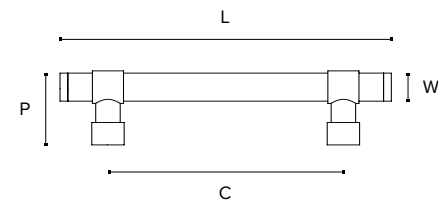

— Solid —



Barrel BH1546

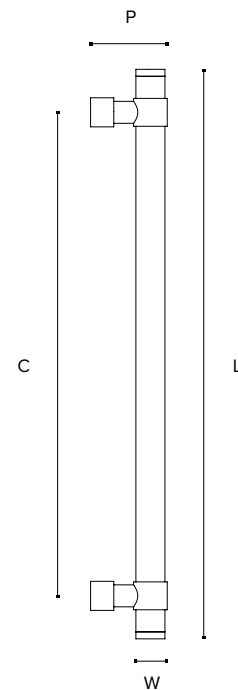


Barrel BS1546



| C | L | P | W |
|-------|-------|------|------|
| 128mm | 176mm | 35mm | 15mm |
| 160mm | 208mm | 35mm | 15mm |

Made to Measure options available



| C | L | P | W |
|-------|-------|------|------|
| 400mm | 475mm | 66mm | 25mm |






Made to Measure options available

STEPPED CABINET PULLS

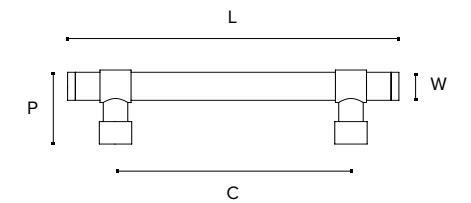

Metal Finish Options



— Amalfine™ —



— Leather —




| C | L | P | W |
|-------|-------|------|------|
| 128mm | 176mm | 35mm | 15mm |
| 160mm | 208mm | 35mm | 15mm |

Made to Measure options available


BARREL CABINET PULLS

— Solid Hammered —

Barrel
HS1197




Barrel
HS1805




— Solid —

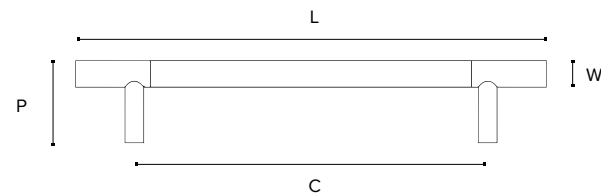
Barrel
S1197



Barrel
S1805



| | C | L | P | W |
|----------------|-------|-------|------|------|
| HS1197 & S1197 | 96mm | 136mm | 31mm | 12mm |
| | 128mm | 168mm | 31mm | 12mm |
| | 160mm | 200mm | 31mm | 12mm |
| | 192mm | 232mm | 31mm | 12mm |
| HS1805 & S1805 | 224mm | 264mm | 38mm | 16mm |
| | 300mm | 340mm | 38mm | 16mm |




Made to Measure options available

BARREL PULLS


— Solid Hammered —

Barrel
HS1340




— Part Hammered —

Barrel
PH7813



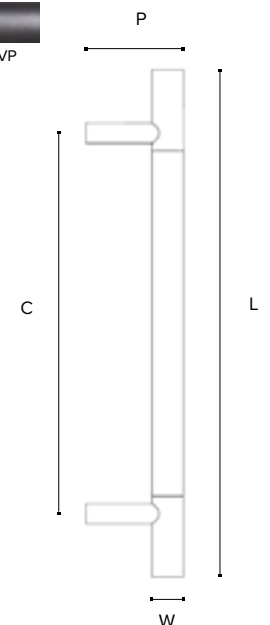
— Solid —

Barrel
S1340



| C | L | P | W |
|---------------------------|-------|------|------|
| 300mm | 400mm | 65mm | 25mm |
| 400mm | 500mm | 65mm | 25mm |
| 500mm | 600mm | 65mm | 25mm |
| Reduced Projection Option | | | |
| 300mm | 400mm | 45mm | 25mm |
| 400mm | 500mm | 45mm | 25mm |
| 500mm | 600mm | 45mm | 25mm |

Made to Measure options available





Stepped Pull Handles - Cocoa, Chocolate Leather, Fine Antique Brass & Burnished Brass



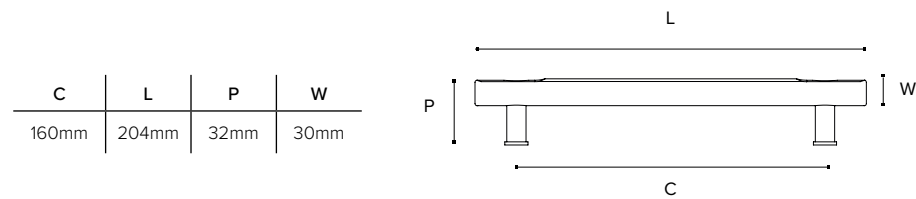

CABINET PULLS

Metal Finish Options




— Amalfine™ —

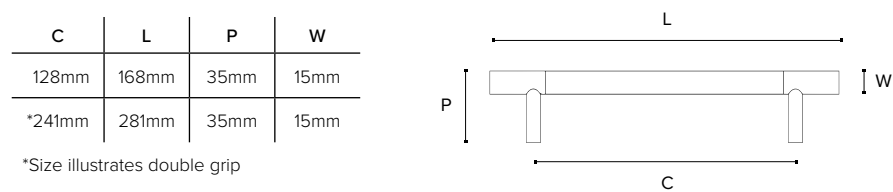

Hickory
E3700



Bamboo
Y2879



Rough Cut
Y1161



*Size illustrates double grip

For further information and to view our collections visit www.turnstyledesigns.com

CABINET PULLS

Metal Finish Options




— Amalfine™ —

Wire
Y1166




16mm Wire
Y3200



Woven
Y1168

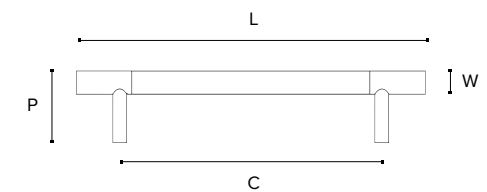


16mm Woven
Y3250



| C | L | P | W |
|--------|-------|------|------|
| 128mm | 168mm | 35mm | 15mm |
| *241mm | 281mm | 35mm | 15mm |
| 224mm | 264mm | 38mm | 16mm |
| 300mm | 340mm | 38mm | 16mm |

*Size illustrates double grip



For further information and to view our collections visit www.turnstyledesigns.com

CABINET PULLS

Metal Finish Options




— Amalfine™ —

Plain
Y1163




16mm Plain
Y3092



Faceted
Y1250



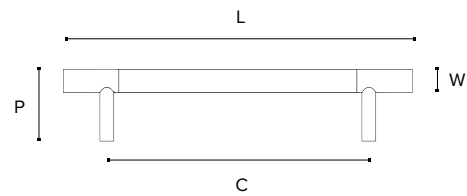

16mm Faceted
Y3077



Shagreen
Y1669



16mm Shagreen
Y1973



| C | L | P | W |
|--------|-------|------|------|
| 128mm | 168mm | 35mm | 15mm |
| *241mm | 281mm | 35mm | 15mm |
| 224mm | 264mm | 38mm | 16mm |
| 300mm | 340mm | 38mm | 16mm |

*Size illustrates double grip



BARREL CABINET PULLS

Metal Finish Options



— Leather —


Barrel
R1197




16mm Barrel
R1300



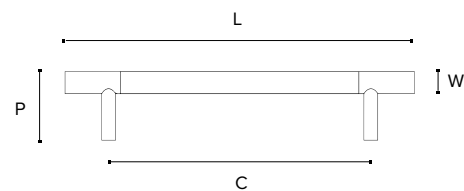
Barrel (Stitch Out)
R1910



16mm Barrel (Stitch Out)
R1512



| | C | L | P | W |
|---------------|-------|-------|------|------|
| R1197 & R1910 | 96mm | 136mm | 31mm | 12mm |
| | 128mm | 168mm | 31mm | 12mm |
| | 160mm | 200mm | 31mm | 12mm |
| | 192mm | 232mm | 31mm | 12mm |
| R1300 & R1512 | 224mm | 264mm | 38mm | 16mm |
| | 300mm | 340mm | 38mm | 16mm |
| | 400mm | 440mm | 38mm | 16mm |



Made to Measure options available


SADDLE CABINET PULLS

Metal Finish Options

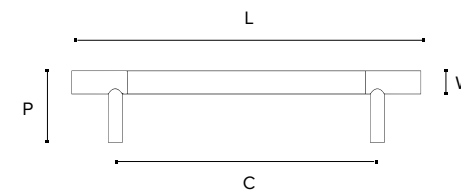



— Leather —

Saddle Bar
T1444

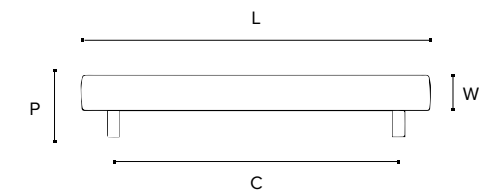


Full Covered Bar
T1470



| C | L | P | W |
|-------|-------|------|------|
| 96mm | 136mm | 33mm | 14mm |
| 128mm | 168mm | 33mm | 14mm |
| 160mm | 200mm | 33mm | 14mm |
| 192mm | 232mm | 33mm | 14mm |

Made to Measure options available



| C | L | P | W |
|-------|-------|------|------|
| 96mm | 136mm | 33mm | 14mm |
| 128mm | 168mm | 33mm | 14mm |
| 160mm | 200mm | 33mm | 14mm |
| 192mm | 232mm | 33mm | 14mm |

Made to Measure options available



R1910, R1073 - Chestnut Leather with Polished Brass
Photo Courtesy of Courtyard Architectural Hardware, www.courtyardah.co.uk & The Stafford Hotel, London


PULL HANDLES

Metal Finish Options




— Amalfine™ —


Bamboo
P2876




Barrel
P1340



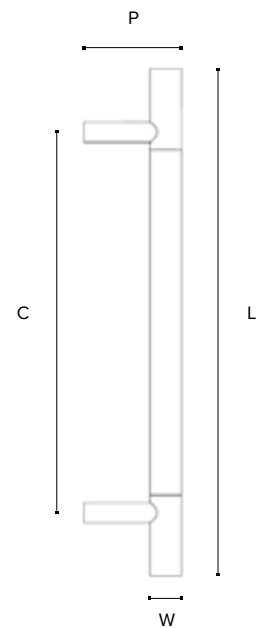
Faceted
P2645



Rough Cut
P1076



| C | L | P | W |
|---------------------------|-------|------|------|
| 200mm | 296mm | 65mm | 25mm |
| 300mm | 396mm | 65mm | 25mm |
| 400mm | 496mm | 65mm | 25mm |
| Reduced Projection Option | | | |
| 200mm | 296mm | 45mm | 25mm |
| 300mm | 396mm | 45mm | 25mm |
| 400mm | 496mm | 45mm | 25mm |




PULL HANDLES

Metal Finish Options




— Amalfine™ —


Shagreen
P1079




Wire
P2991



Woven
P2822

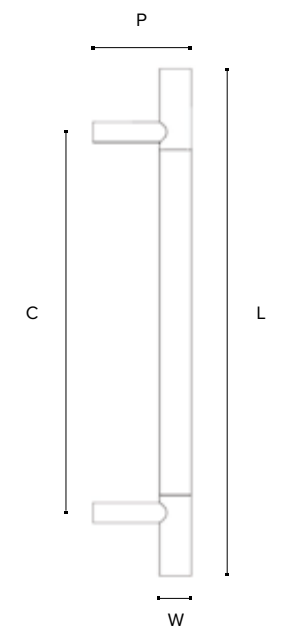


Hickory
E4466



| C | L | P | W |
|---------------------------|-------|------|------|
| 200mm | 296mm | 65mm | 25mm |
| 300mm | 396mm | 65mm | 25mm |
| 400mm | 496mm | 65mm | 25mm |
| Reduced Projection Option | | | |
| 200mm | 296mm | 45mm | 25mm |
| 300mm | 396mm | 45mm | 25mm |
| 400mm | 496mm | 45mm | 25mm |

| | C | L | P | W |
|-------|-------|-------|------|------|
| E4466 | 300mm | 380mm | 50mm | 20mm |







PULL HANDLES

Metal Finish Options

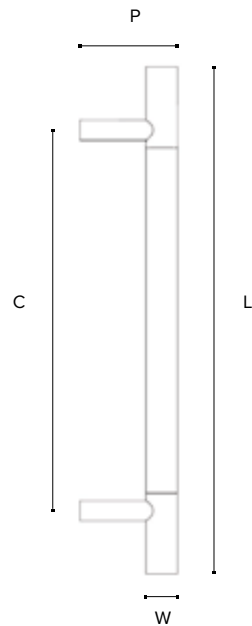




— Leather —

Barrel (Stitch In) R1070
Barrel (Stitch Out) R1075



Large Barrel (Stitch In) R2645
Large Barrel (Stitch Out) R2598



| C | L | P | W |
|---------------------------|-------|------|------|
| 200mm | 300mm | 65mm | 25mm |
| 300mm | 400mm | 65mm | 25mm |
| 400mm | 500mm | 65mm | 25mm |
| Reduced Projection Option | | | |
| 200mm | 300mm | 45mm | 25mm |
| 300mm | 400mm | 45mm | 25mm |
| 400mm | 500mm | 45mm | 25mm |

Made to Measure options available

| C | L | P | W |
|--------|--------|------|------|
| 500mm | 620mm | 78mm | 32mm |
| 1000mm | 1120mm | 78mm | 32mm |
| 1500mm | 1620mm | 78mm | 32mm |

Made to Measure options available

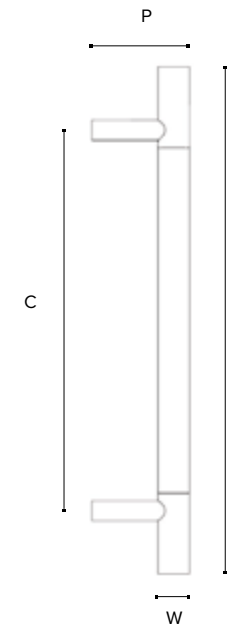


PULL HANDLES

Metal Finish Options



— Leather —

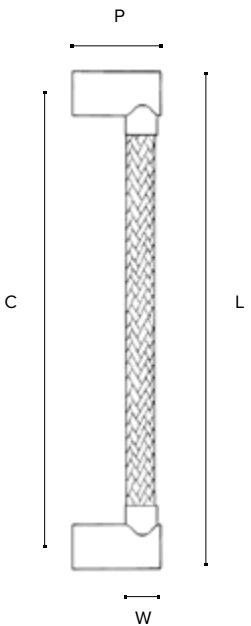
Slim Barrel (Stitch In) R1069
Slim Barrel (Stitch Out) R1073



| C | L | P | W |
|---------------------------|-------|------|------|
| 200mm | 300mm | 60mm | 19mm |
| 300mm | 400mm | 60mm | 19mm |
| 400mm | 500mm | 60mm | 19mm |
| Reduced Projection Option | | | |
| 200mm | 300mm | 40mm | 19mm |
| 300mm | 400mm | 40mm | 19mm |
| 400mm | 500mm | 40mm | 19mm |

Made to Measure options available


Slim Woven Barrel R2235
Woven Barrel R2077



| | C | L | P | W |
|-------|-------|-------|------|------|
| R2235 | 200mm | 222mm | 65mm | 16mm |
| | 300mm | 322mm | 65mm | 16mm |
| | 400mm | 422mm | 65mm | 16mm |
| R2077 | 200mm | 228mm | 65mm | 22mm |
| | 300mm | 328mm | 65mm | 22mm |
| | 400mm | 428mm | 65mm | 22mm |


Made to Measure options available

SQUARE CABINET PULLS




— Leather —

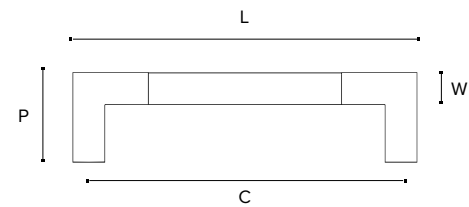

Square D
R1173



Square D (Stitch Out)
R1755

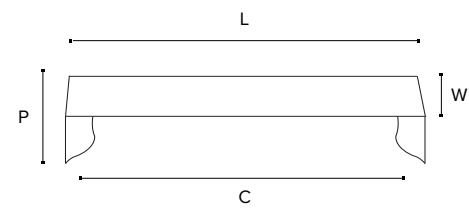


Bench
H1192



| C | L | P | W |
|-------|-------|------|------|
| 128mm | 143mm | 40mm | 15mm |
| 160mm | 175mm | 40mm | 15mm |
| 192mm | 207mm | 40mm | 15mm |

Made to Measure options available



| C | L | P | W |
|-------|-------|------|------|
| 64mm | 75mm | 31mm | 26mm |
| 96mm | 106mm | 31mm | 26mm |
| 128mm | 140mm | 31mm | 26mm |
| 160mm | 170mm | 31mm | 26mm |



R1072, R1755, R1929 - Chocolate Leather with Vintage Nickel
Photo courtesy of Amazing Spaces, Greenwich, www.amazingspacesllc.com

SQUARE PULL HANDLES

Metal Finish Options



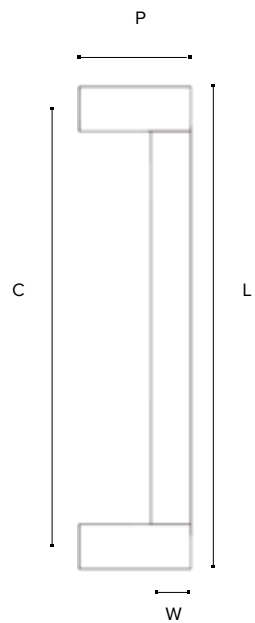



— Leather —

Square Long (Stitch In)
R1068

Square Long (Stitch Out)
R1074

Square Short (Stitch In)
R1067

Square Short (Stitch Out)
R1072



| C | L | P | W |
|-------|-------|------|------|
| 200mm | 225mm | 65mm | 25mm |
| 300mm | 325mm | 65mm | 25mm |
| 400mm | 425mm | 65mm | 25mm |

Made to Measure options available



R1074 - Tan Leather with Polished Brass



EDGE PULL HANDLES

Metal Finish Options

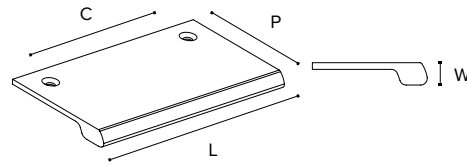


— Solid —

Sonar
S1102




| C | L | P | W |
|-------|-------|------|------|
| 26mm | 50mm | 53mm | 10mm |
| 76mm | 100mm | 53mm | 10mm |
| 126mm | 150mm | 53mm | 10mm |
| 176mm | 200mm | 53mm | 10mm |
| 276mm | 300mm | 53mm | 10mm |



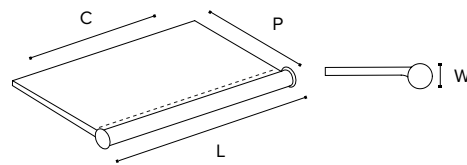
Made to Measure options available

— Leather —

Edge Wing Scroll
R5232




| C | L | P | W |
|-------|-------|------|------|
| 54mm | 90mm | 31mm | 18mm |
| 104mm | 140mm | 31mm | 18mm |
| 154mm | 190mm | 31mm | 18mm |
| 204mm | 240mm | 31mm | 18mm |
| 254mm | 290mm | 31mm | 18mm |

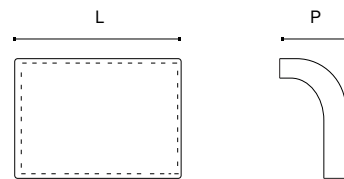


Made to Measure options available


Medium Mortice Wing
L1186



| L | P |
|-------|------|
| 60mm | 25mm |
| 198mm | 25mm |



Large Mortice Wing
L1185



S1102 in Burnished Nickel


LATCHING HANDLES

Latch mechanism required with all Push Button handles


Metal Finish Options



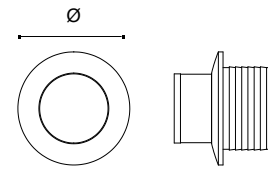


— Solid —
Domed Button on Round
S3044



— Amalfine™ —
Shagreen Button on Round
P2993

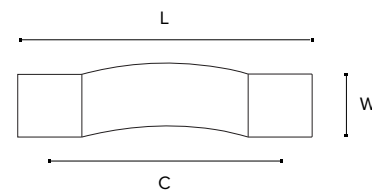



Faceted Button on Round
P3013



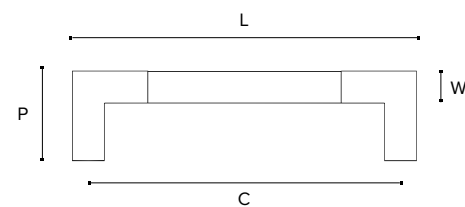

For all sizing information please visit:
www.turnstyledesigns.com or contact our sales team
sales@turnstyledesigns.com

— Leather —
Button Stitched Strap
U1440



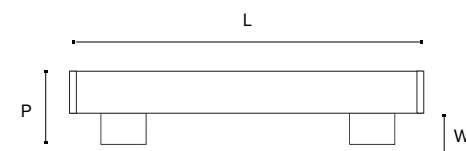

| C | L | P | W |
|-------|-------|------|------|
| 96mm | 126mm | 26mm | 30mm |
| 128mm | 158mm | 26mm | 30mm |
| 160mm | 190mm | 26mm | 30mm |

Square D (Stitch Out)
R7568



| C | L | P | W |
|-------|-------|------|------|
| 128mm | 143mm | 40mm | 15mm |
| 160mm | 175mm | 40mm | 15mm |
| 192mm | 207mm | 40mm | 15mm |

Coffin Leg Scroll
R7570



| L | P | W |
|-------|------|------|
| 164mm | 31mm | 18mm |
| 196mm | 31mm | 18mm |



For full technical information please see our Latching Handle Brochure via the website or contact our sales team. Scan here to view:
www.turnstyledesigns.com | sales@turnstyledesigns.com



CUSTOM SOLUTIONS

TAILOR MADE

Our Tailor Made service offers even more with complete custom options available to suit any interior.

Working with a myriad of materials, finishes and processes, our years of experience in design and production mean we are well equipped to solve most challenges thrown at us.

If you are not able to find something to suit your project in either of our catalogues or via the Modify process, we will happily discuss developing and manufacturing your custom vision from start to finish.

MODIFY

We offer modification and customisation options for clients, by using our existing stock components. This is a cost-effective way to enable a client to have a unique, bespoke design by modifying material, grips or finish and thereby benefiting from both price and delivery times.

Our customers are used to being able to put their own handwriting on most products they buy, from cars to fashion and furniture, so why not architectural hardware? We offer a completely bespoke service where you can either take one of our existing designs and customise it by size, finish or even casting, or if you still can't find something that suits, work with us to create something completely unique for you.


Our Modify service allows customers to take an existing product and specify exact custom lengths for cabinet D handles and door pulls, free issue their own leather or even stitch options, chose a specific metal finish – plated or patinated or have their own Amalfine™ grip design cast and finished. This service uses stock parts to manufacture custom pieces which help speed up delivery and cut down costs.

MADE TO MEASURE

We have a range of products available in custom lengths and these can be identified by our Made To Measure icon on the relevant products pages. As well as custom lengths we also have a range of Multi Grip options which is unique to Turnstyle Designs.



What is a Multi Grip? Multi Grip is a term we use here at Turnstyle Designs to describe our larger multiple grip sectioned pull handles. These can be used for larger or more frequently used doors such as entrance doors, to create a more substantial grip and statement. At present all our Recess Amalfine™, Recess Leather, Solid and Hammered Brass pull handles are available as part of our Multi Grip range. Our current Multi Grip centre size options are 800mm, 1200mm and 1600mm.



Head Office

Turnstyle Designs
Baron Way
Roundswell Business Park
Barnstaple, EX31 3TB
England
+44(0) 1271 325 325 | sales@turnstyledesigns.com

US Office

41R State Street
Suite 102, Bristol
Rhode Island, 02809
United States of America
+1 877 288 4642 | +1 401 297 0424 | us-support@turnstyledesigns.com



 **MADE IN
BRITAIN**


THE QUEEN'S AWARDS
FOR ENTERPRISE
2018

A MEMBER OF
ACID
ANTI COPYING IN DESIGN

+44(0) 1271 325 325 | +1 877 288 4642
sales@turnstyledesigns.com

TURNSTYLEDESIGNS.COM